



Hoses and Accessories

Flex Lances

Hoses - Drain & Sewer Cleaning

Hoses - HP

Hose Covers - Spiral Guard

Hoses - UHP

Finishing - Hose Joiners










HAMMELMANN

Table of Contents

	Page		Page
Flex Lances	3	Drain & Sewer Cleaning Hoses	
Hoses - HP		- 210bar	6
- 1100bar - 1200bar	4	- 250bar	6
- 1400bar - 1800bar	4		
Hoses - UHP			
- 2500bar - 4000bar	4		
Hose Covers - Spiral Guard	5		
Finishing - Hose Joiners	5		
Hose Scan	6		
		Technical Information	
		- Installation Tips	7
		- Approximate Pressure Loss - Poly Hose Assemblies	7 - 10

Symbols

#	Part number		Bend radius
	Nominal outer diameter		Working pressure
	Nominal inner diameter		Weight
	Burst pressure		Length



The following tables include standard products only. Customised hoses to suit specific applications can be ordered from one of our certified hose manufacturing facilities.

Flex Lances



#	Standard				High Pressure	Low Pressure	High Pressure	High Pressure	High Pressure	High Pressure	High Pressure	CONSTRUCTION
	DN	SIZE	MM	INCH	MM	BAR	PSI	BAR	PSI	MM	KG/MM	
4mm x 1200bar	4	-025	4	5/32	7.7	1200	17,400	3000	43,500	75	0.10	Poly Tough Cover - 2 wire
5mm x 1000bar	5	-03	4.7	3/16	9.5	1000	14,500	2500	36,250	95	0.13	Poly Tough Cover - 2 wire
5mm x 1800bar	5	-03	4.7	3/16	11.5	1800	26,100	4500	65,250	130	0.28	Poly - 4 wire
5mm x 2500bar	5	-03	7.7	3/16	13.0	2500	36,250	6250	90,625	175	0.41	Poly - 6 wire
6mm x 1100bar	6	-04	6.3	1/4	11.5	1100	15,950	2750	39,875	110	0.20	Poly Tough Cover - 2 wire
6mm x 1640bar	6	-04	6.3	1/4	12.5	1640	23,780	4100	59,450	155	0.33	Poly - 4 wire

Hose Restraints

#	MATERIAL	TO FIT HOSE
HR814 GAL	Galvanised steel	
HR814 SS	Stainless steel	All Flex lances
HR814 NM	Non metallic	









Shackles

#	TO FIT
8	All HR814 Hose Restraints






HP Hoses - 1100bar - 1200bar

#											CONSTRUCTION
	DN	MM	INCH	MM	BAR	PSI	BAR	PSI	MM	KG/MM	
12mm x 1100bar	12	12.9	1/2	23.0	1100	15,950	2750	39,875	100	0.80	Poly - 4 wire (2388)
12mm x 1100bar	12	12.7	1/2	24.6	1100	15,955	2750	39,885	230	1.24	Rubber - 4 wire
19mm x 1100bar	19	19	3/4	32.0	1100	15,955	2750	39,885	250	1.87	Rubber - 4 wire
20mm x 1200bar	20	19.6	3/4	32.6	1200	17,400	3000	43,500	170	1.76	Poly - 6 wire (2580)
25mm x 1200bar	25	25.0	1	40.0	1200	17,400	3000	43,500	400	2.90	Poly - 6 wire (2460)

HP Hoses - 1400bar - 1800bar

#											CONSTRUCTION
	DN	MM	INCH	MM	BAR	PSI	BAR	PSI	MM	KG/MM	
10mm x 1600bar	10	9.8	3/8	21.6	1600	23,200	4000	58,000	95	0.94	Poly - 6 wire (2580)
12mm x 1400bar	12	12.9	1/2	25.0	1400	20,300	3500	50,750	110	1.19	Poly - 6 wire (2580)
12mm x 1450bar	12	12.7	1/2	29.0	1450	21,030	3625	52,575	250	1.87	Rubber - 6 wire
12mm x 1800bar	12	12.8	1/2	24.5	1800	26,100	4500	65,250	290	1.36	Poly - 6 wire (2640)
20mm x 1400bar	20	19.6	3/4	33.0	1400	20,300	3500	50,750	350	2.10	Poly - 6 wire (2640)
20mm x 1600bar	20	19.8	3/4	33.7	1600	23,200	4000	58,000	350	2.28	Poly - 6 wire (2648)
25mm x 1500bar	25	25.0	1	40.8	1500	21,750	3750	54,375	400	3.10	Poly - 6 wire (2648)

UHP Hoses - 2500bar - 4000bar

#											CONSTRUCTION
	DN	MM	INCH	MM	BAR	PSI	BAR	PSI	MM	KG/MM	
5mm x 2500bar	5	4.7	3/16	13.0	2500	36,250	6250	90,625	175	0.41	Poly - 6 wire (2640)
8mm x 2500bar	8	7.7	5/16	17.2	2500	36,250	6250	90,625	200	0.83	Poly - 6 wire (2740)
12m x 2500bar	12	12.7	1/2	29.8	2500	36,250	6250	90,625	350	2.50	Poly - 6 wire (2840)
5mm x 3200bar	5	4.5	3/16	15.0	3200	58,000	8000	116,000	200	0.66	Poly - 8 wire (2840)
8mm x 3000bar	8	7.7	5/16	19.5	3000	43,500	7000	101,500	250	1.10	Poly - 8 wire (2840)
8mm x 3800bar	8	7.8	5/16	19.6	3800	55,000	8000	116,000	280	1.10	Poly - 8 wire (2849)

Hose Restraints

#	MATERIAL	TO FIT HOSE
HR1420 GAL	Galvanised steel	8mm Hoses
HR1420 SS	Stainless steel	
HR1420 NM	Non metallic	
HR2030 GAL	Galvanised steel	12mm Hoses
HR2030 SS	Stainless steel	
HR2030 NM	Non metallic	
HR3040 GAL	Galvanised steel	20mm Hoses
HR3040 SS	Stainless steel	
HR3040 NM	Non metallic	
HR4050 GAL	Galvanised steel	All Flex lances
HR4050 SS	Stainless steel	
HR4050 NM	Non metallic	



Shackles

#	TO FIT
8	All HR1420 Hose Restraints
10	All HR2030 Hose Restraints
10	All HR3040 Hose Restraints



Hose Covers - Spiral Guard

#	SIZE & COLOUR	TO FIT HOSE
SG20R	20mm red	8mm Hose
SG20Y	20mm yellow	8mm Hose
SG25B	25mm black	10/12mm Hose
SG32B	32mm black	20mm Hose



Fittings - Hose Joiners

#	BAR
M24DKO - M24DKO	2000
M24DKO - M36DKO	2000
M36DKO - M36DKO	2000
M36DKO - M42DKO	2000
M42DKO - M42DKO	2000
M14LH - M14LH	4000



Hose Scan

Patented hose scan ID system. All HP and UHP hoses are fitted with a programmable electronic ID detailing hose serial number, test date and max operating pressure. The hose identification and test date data can be easily retrieved using a simple scan tool.



Drain and Sewer Cleaning Hoses

210bar



#	Standard		Optional		Standard		Optional		Standard		Optional	
	INCH	DN	MM	MM	BAR	PSI	BAR	PSI	MM	INCH	KG	MTR
ECO19-210HD-180	3/4	20	19.60	30.00	210	3000	525	7500	120	4.72	76	180
ECO25-210HD-180	1	25	25.60	38.30	210	3000	525	7500	155	6.10	135	180
ECO32-210HD-180	1+1/4	32	32.40	47.40	210	3000	525	7500	240	9.45	190	180

250bar

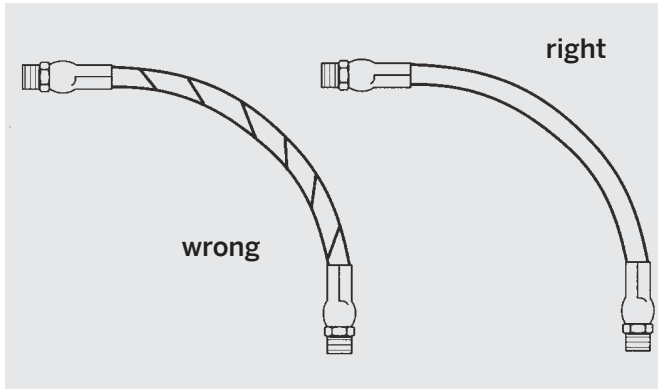


#	Standard		Optional		Standard		Optional		Standard		Optional	
	INCH	DN	MM	MM	BAR	PSI	BAR	PSI	MM	INCH	KG	MTR
ECO19-250HD-180	3/4	20	19.60	30.30	250	3600	625	9000	120	4.72	90	180
ECO25-250HD-180	1	25	25.60	39.60	250	3600	625	9000	155	6.10	127	180
ECO32-250HD-180	1+1/4	32	32.40	49.60	250	3600	625	9000	240	9.45	222	180

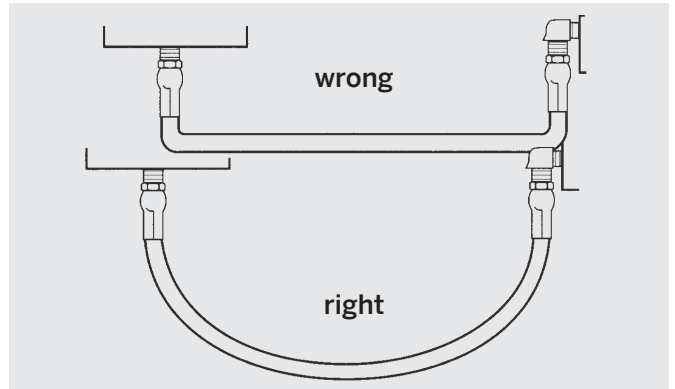
TECHINICAL INFORMATION

Installation tips

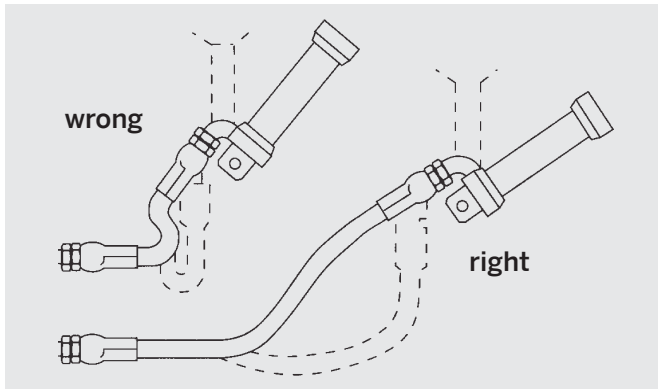
Hose is weakened when installed in twisted position. Also, pressure pulses in twisted hose tend to fatigue wire and loosen fitting connections. Design so that machine motion produces bending rather than torsion.



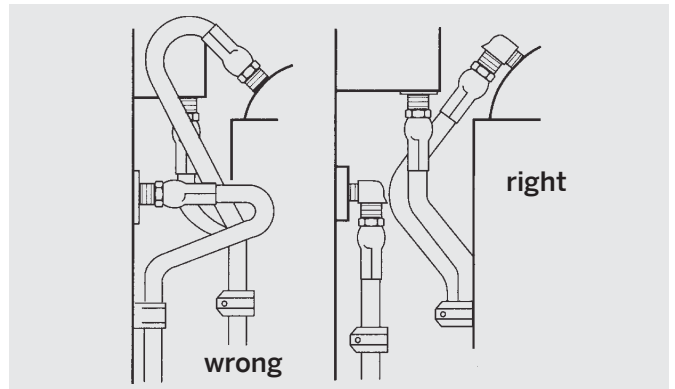
Hose should exit coupling in a straight position rather than side loaded. The minimum bend radius must not be exceeded to avoid kinking of hose and flow restriction.



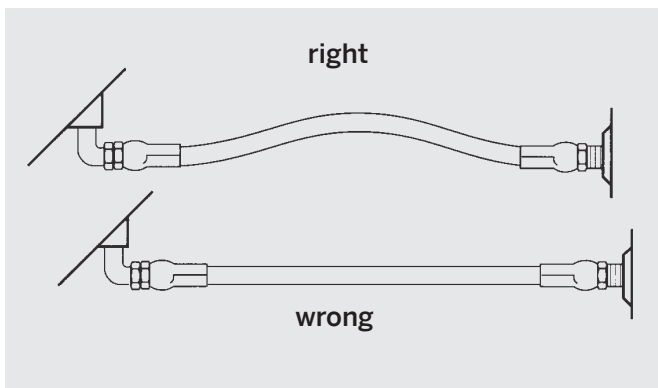
When hose assembly is installed in a flexing application, remember that metal hose fittings are not part of the flexible portion.



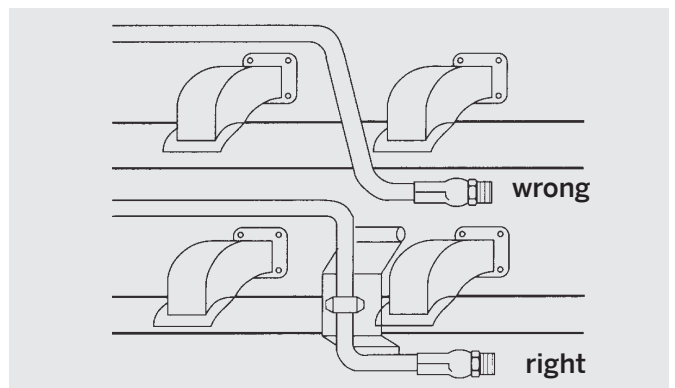
Use elbows or adaptors as necessary to eliminate excess hose length and to ensure neater installation and easier maintenance.



Pressure can change hose in length by as much as $\pm 2\%$. This must be considered when cutting hose to appropriate length.



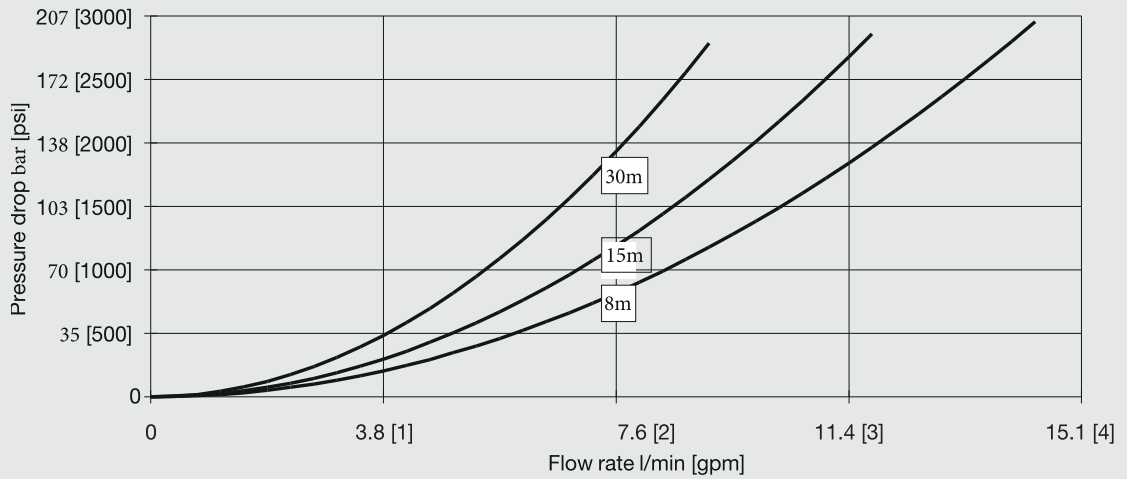
Avoid installing hose assemblies close to heat sources. However, if this should be required, insulate hose.



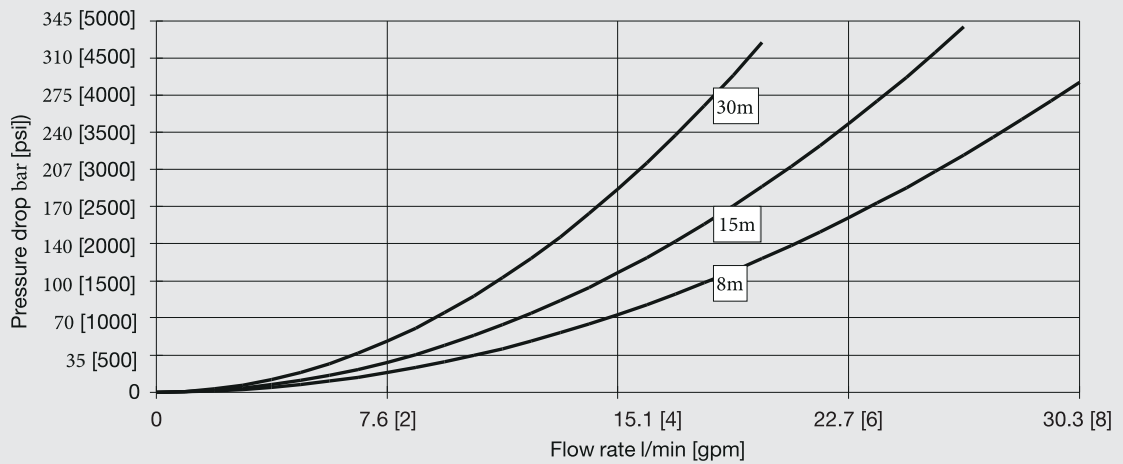
TECHINICAL INFORMATION

Approximate Pressure Loss - Poly Hose Assemblies

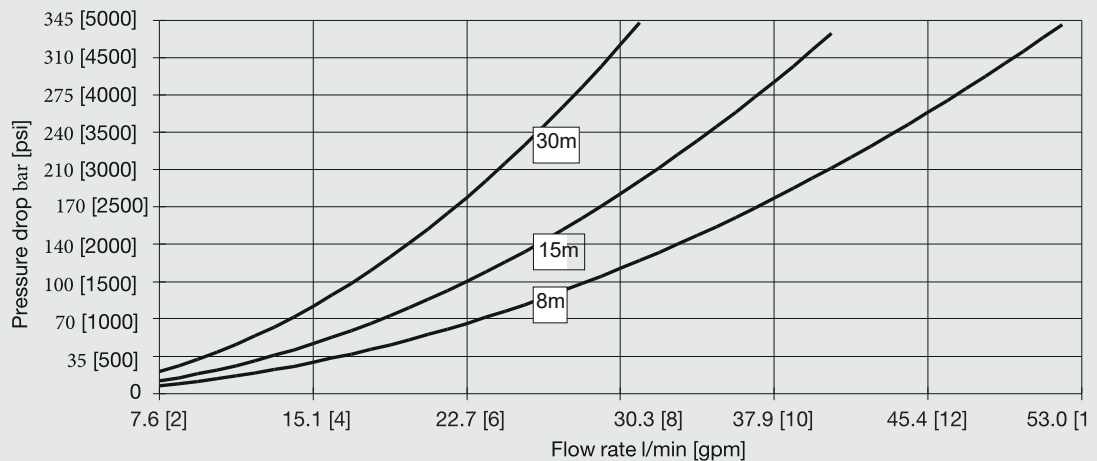
3mm Hose



4mm Hose



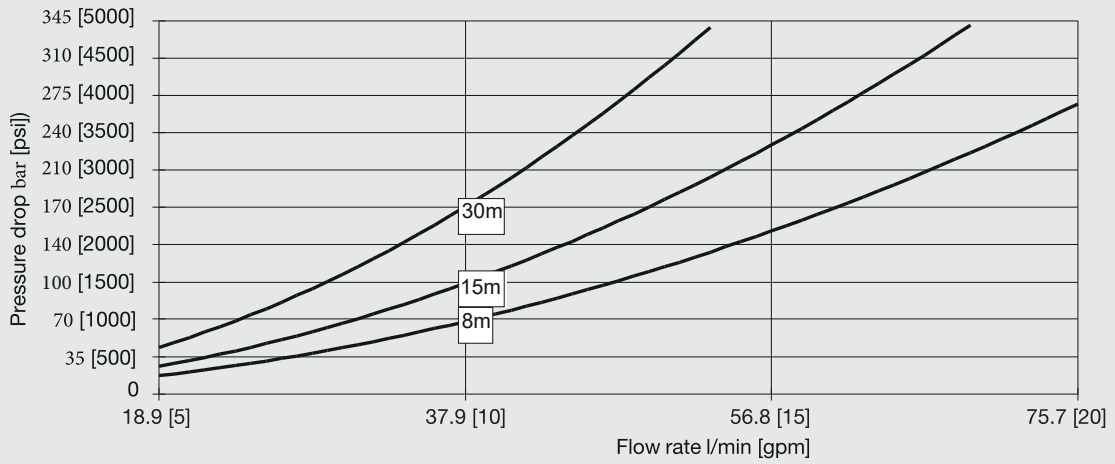
5mm Hose



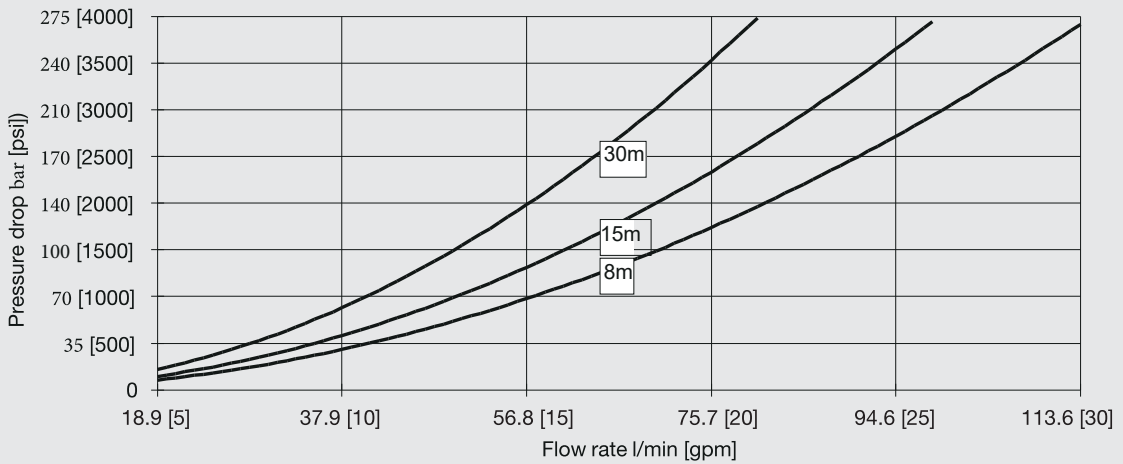
TECHINICAL INFORMATION

Approximate Pressure Loss - Poly Hose Assemblies

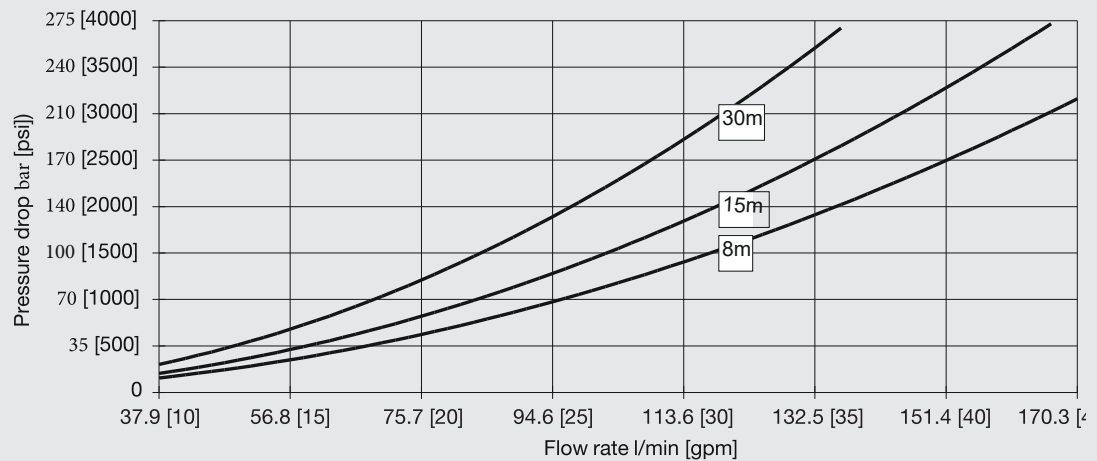
6mm Hose



8mm Hose



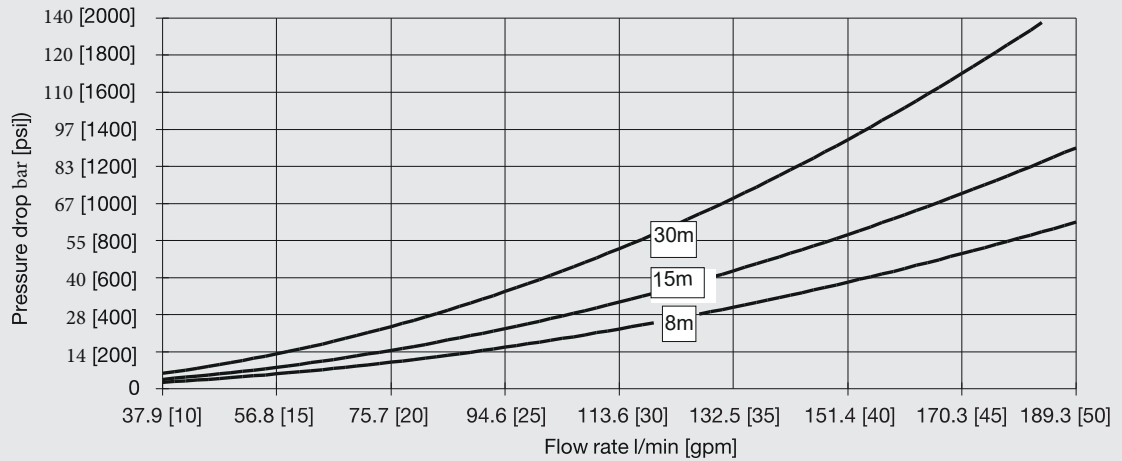
10mm Hose



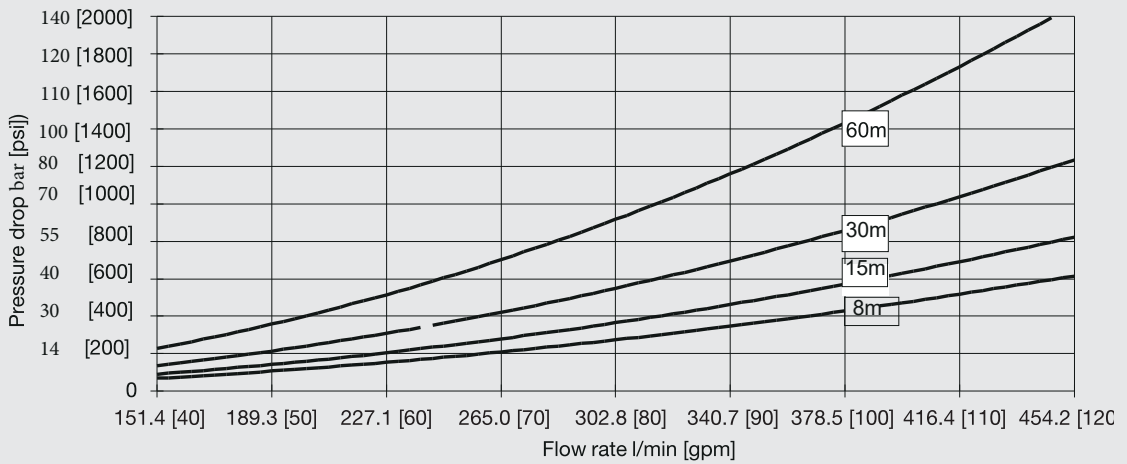
TECHINICAL INFORMATION

Approximate Pressure Loss - Poly Hose Assemblies

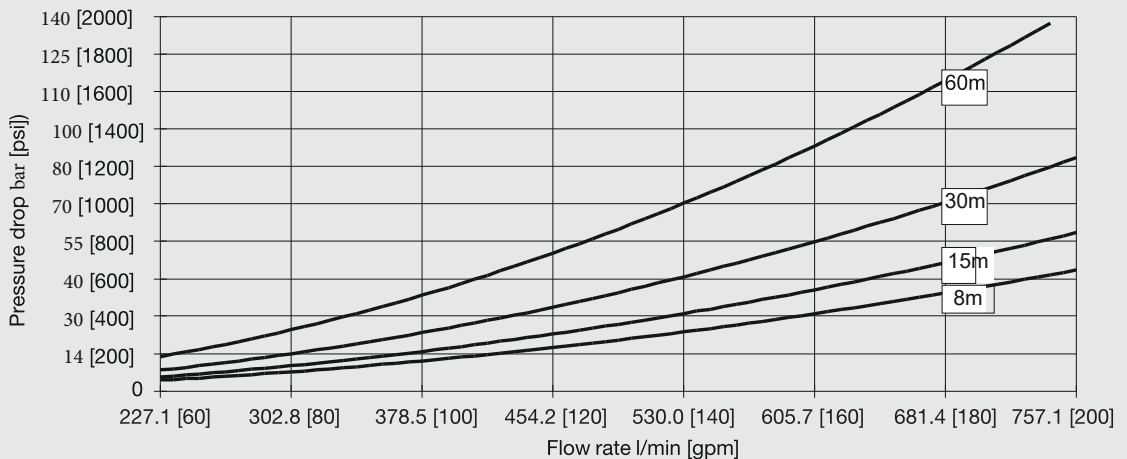
13mm Hose



20mm Hose



25mm Hose



Results obtained from actual pressure drop tests, pumping water through hose assemblies with normal end fittings.

